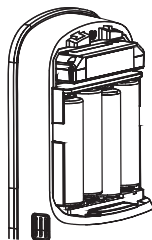
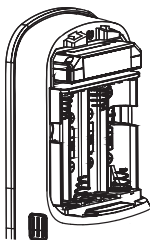
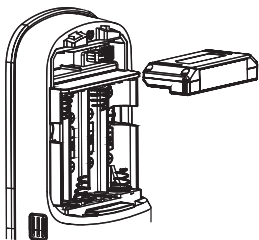


## Installing the Z-Wave® Plus Network Module

**IMPORTANT:** the batteries must be removed prior to removing and/or inserting the Network Module:






- Remove battery cover and batteries.
- Remove and/or insert Network Module.
- Reinstall batteries and battery cover.








## Enrolling/Unenrolling the Network Module:

This device is a security enabled Z-Wave Plus product that is able to use encrypted Z-Wave Plus messages to communicate to the other security enabled Z-Wave products. This device must be used in conjunction with a security enabled Z-Wave controller in order to full utilise all implemented functions. This product can be operated in any Z-Wave network with other Z-Wave certified devices from other manufacturers. All non-battery operated nodes within the network will act as repeaters regardless of vendor to increase reliability of the network.

### To Enrol/Add the Module (Inclusion Mode):

- Enter the 4-8 digit Master PIN code followed by the  key.
- Press the  key followed by the  key.
- Press the  key followed by the  key.

### To Unenroll/Remove the Module (Exclusion Mode):

- Enter the 4-8 digit Master PIN code followed by the  key.
- Press the  key followed by the  key.
- Press the  key followed by the  key.

### Factory Reset - If No Controller:

- See the Lock Installation Manual
- Please use this procedure only when the network primary controller is missing or otherwise inoperable.



**Warning: Changes or modifications to this device, not expressly approved by Yale Security Inc. could void the user's authority to operate the equipment.**

### **Important Safety Instructions and Warnings**

Read and follow all instructions prior to installing and using this product.

Keep these instructions for future reference.

Obey and heed all warnings on the product and in the manual.

Ensure the functionality and configuration of the product is befitting for the intended application and environment. This may include in the event of a power failure and the ability to exit any building access point in an emergency.

Do not use this unit near excess water or moisture not typical to natural rainfall and installation practices. Do not use this product near a bathtub, washbowl, kitchen sink, laundry tub, in a wet basement, near a swimming pool, or anywhere else that water or moisture are present.

Avoid prolonged exposure to direct sunlight or heat. This product is not suitable for environments with explosive or flammable atmospheres. Do not install near any heat sources, such as radiators, heat registers, stoves or other units that produce excess heat. Only use attachments, accessories and fixings as specified by the manufacturer. Refer all servicing to qualified service personnel. Servicing or replacement is required when the unit has been damaged. This may include either mechanical or electrical defects. This may also include ingress of liquid spilled or objects have fallen into the unit. If the unit has been exposed to excessive rain or moisture and no longer operates normally. Do not attempt to service this product yourself.

Opening or removing covers may expose you to dangerous voltages or other hazards. Do not let objects or liquids enter the product as they may prevent correct operation (possibly preventing door access or short-out parts that could result in a fire or electric shock. Modification of this product in any way may affect both its functionality and compliance status and will void any warranty and claim to compliance or ratings. This product complies with the applicable Regulatory Compliance Mark (RCM) and Radio Spectrum Management (RSM) requirements for Australia and New Zealand.

## **Yale Locks & Hardware**

Australia Product Support Tel 1300 LOCK UP • [www.yalelocks.com.au](http://www.yalelocks.com.au)

Yale Locks & Hardware is a division of Yale Security Inc., an ASSA ABLOY Group Company.

Yale® and Yale Secure Connect are registered® trademarks of Yale Security Inc., an ASSA ABLOY Group Company. Assure™ Lock is a trademark of Yale Security Inc., an ASSA ABLOY Group Company. Other products' brand names may be trademarks or registered trademarks of their respective owners and are mentioned for reference purposes only. © Copyright 2019. Yale Security Inc., an ASSA ABLOY Group Company. All rights reserved. Reproduction in whole or in part without the express written permission of Yale Security Inc. is prohibited.

YALE, with its unique global reach and range of products, is the world's favourite lock - the preferred solution for securing your home, family and personal belongings.



**ASSA ABLOY** is the global leader in door opening solutions, dedicated to satisfying end-user needs for security, safety and convenience.

